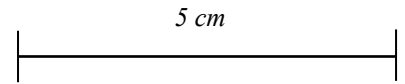


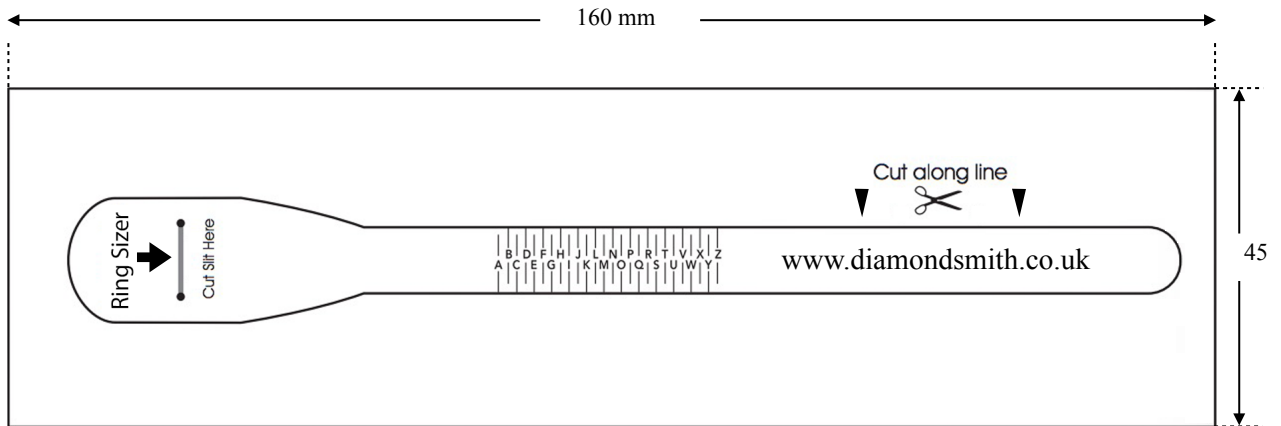
Please print it as A4 paper with the custom scale of 100%, DON'T select any option to fit or shrink to page. You will need it to be exactly the right size

DIAMONDSMITH LONDON



Check for scale with actual ruler (cm)

Method 1 (Ring Sizer)



Explain:

- 1) Print and cut out the ring sizer.
- 2) Carefully cut the slit at the top of the ring size.
- 3) Push the end of the ring sizer thought the slit and slip it over your finger
- 4) Read the letter on the ring sizer

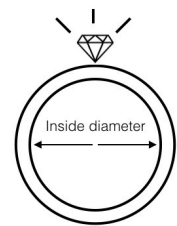
Important

When adjusting the ring sizer around your finger, don't adjust it too tight or too loose, make sure it is tight but can still slide from the base of your finger over the knuckle without a problem.

Method 2 (measure your current ring size)

Explain:

- 1) Select one of your current ring that properly fits your finger
- 2) Place your ring on top of the circles below
- 3) Matching the inside edge of the ring to the circle nearest in size.
- 4) If the ring falls between two size, please choose the larger size



F 1/2 14.1mm	G 14.3mm	H 14.7mm	I 15.1mm	J 15.5mm	K 15.9mm	L 16.3mm	M 16.7mm
N 17.1mm		N 1/2 17.3 mm	O 17.5mm	P 17.9mm	Q 18.3mm	R 18.8mm	S 19.2mm
S 1/2 19.4mm	T 19.6mm	T 1/2 19.8mm	U 20mm	V 20.4mm	W 20.8mm	X 21.2mm	

Diameter (mm)	UK & Australia	Europe	United States & Canada	Singapore & Japan	Hong Kong	Switzerland
14.1	F 1/2	44	3	4	6	4
14.3	G	45		5		5 1/4
14.5	G 1/2		3.5		7	
14.7	H	46		6		6 1/2
14.9	H 1/2	47	4	7	8	
15.1	I					7 3/4
15.3	I 1/2	48	4.5	8	9	
15.5	J				10	9
15.7	J 1/2	49	5	9		
15.9	K	50			11	10
16.1	K 1/2		5.5	10		
16.3	L	51			12	11 3/4
16.5	L 1/2	52	6	11	13	12 3/4
16.7	M			12		
16.9	M 1/2	53	6.5	13	14	14
17.1	N					
17.3	N1/2	54	7	14	15	15 1/4
17.5	O	55			16	
17.7	O 1/2		7.5	15		16 1/2
17.9	P	56			17	
18.1	P 1/2	57	8	16		17 3/4
18.2					18	
18.3	Q			17		
18.5	Q 1/2	58	8.5			
18.8	R	59		18	19	19
19	R 1/2		9		20	
19.2	S	60		19		20 1/4
19.4	S 1/2	61	9.5		21	
19.6	T			20		21 1/2
19.8	T 1/2	62	10	21	22	
20	U			22		
20.2	U 1/2	63	10.5		23	22 3/4
20.4	V	64		23	24	
20.6	V 1/2		11			
20.8	W	65		24	25	25
21	W 1/2	66	11.5			
21.2	X			25	26	
21.4	X 1/2	67	12		27	27 1/2
21.6	Y			26		
21.8	Z	68	12.5			28 3/4
22	Z 1/2	69		27		
22.2		70	13			
22.4		Z+1				
22.6		Z+2	13.5			

1

Please print it as A4 paper with the custom scale of 100%, DON'T select any option to fit or shrink to page. You will need it to be exactly the right size.